

Hochbordwagen Gattung Eas 068 der DB AG, Ep5

Bouwhandleiding *MOSPAT Kit* *Bauanleitung*



1/1




Spur O

Tooling




Legende:


Schruppen /schleifen	=	A	=	Afbramen & opschuren
Bohren Durchmesser	=	B /	=	Boren / diameter
Feilen / Form	=	F /	=	Vijlen / vorm
Kleben	=	K	=	Kleven, lijmen met secondelijm
Schneiden	=	S	=	Snijden
Montieren	=	M	=	Monteren
Grundieren/ontvetten	=	Pk	=	Primer kunststof & ontvetten
Grundierung	=	Pa	=	Primer /grondverf
Farbanstrich lt RAL	=	V	=	Verven in RAL kleur
Beschriftung	=	L	=	Lettering, cijfers en beschrifting
Schrauben	=	F	=	Schroeven
Umbiegen auf Maß	=	U	=	Plooien op maat
Klarlack	=	C	=	Matvernislaag




A: afbramen & opschuren / *Schruppen & schleifen*



Pk: ontvetten & grondlaag voor kunststof / *Entfetten & Grundierung für Kunststoff*




- B/ diam 1.3 mm: 1x remslang (x2) / 1x *Bremsschlauch* (x2)
- B/ diam 1.3 mm: 2x trekhaak (x2) / 2x *Seilhaken* (x2)




- B/ diam 1,0 mm: 1x rangeertrede (x2) / 1x *Rangiertreppe*(x2)
- B/ diam 1,0 mm: 2x rangeergreep (x2) / 2x *Rangiergriffe*(x2)



● B/ diam 1,0 mm: 2x handgreep (x2) / 2x Handgriffe (x2)




● F/ vierk. 2x2 mm: 1x koppelgat (x2) / 1 x Kupplungsloch (x2)




● B/ 1,0 mm: 2x ontluuchtingssteun / 2x *Entlüftungsstütze*



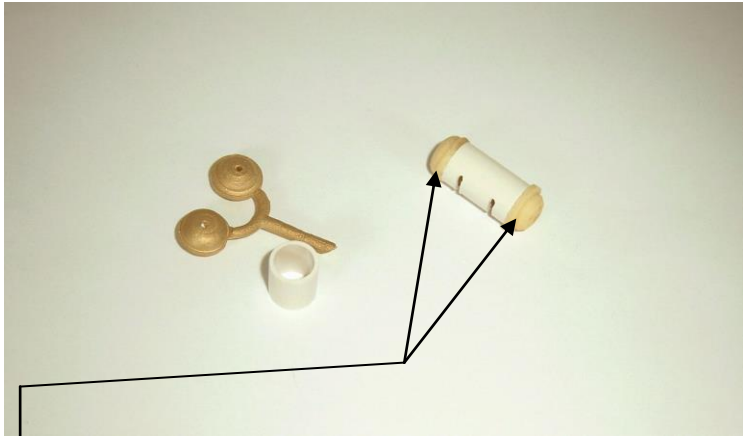
● K: 1x huls op splitpen (x2) / 1x *Hülse auf Splinte* (x2)
als ontluuchtingssteun / wie *Entlüftungsstütze*




- S: 4 x kopklesluitgrepen (x2) / 4 x Verriegelungzapfen (x2)
- S: 2 x kopklescharnier (x2) / 2x Stirnklapscharnier (x2)




- U: Scharnier in L vorm (x4) / Scharnier in L Form (x4)
- U: Sluitstuk in U vorm (x8) / Zapfen in U Form (x8)




● K: 2x keteldeksel grote ketel / 2x Kesseldeckel große Kessel




● K: 1x kleine ketel / 1x kleine Kessel
● K: 1x grote luchtketel / 1x große Luftkessel




K: 4 x sluiting (x2) / 4 x Verriegelung (x2)



B: diam. 1,0 mm: 2 x scharnier (x2) / 2 x Scharnier (x2)

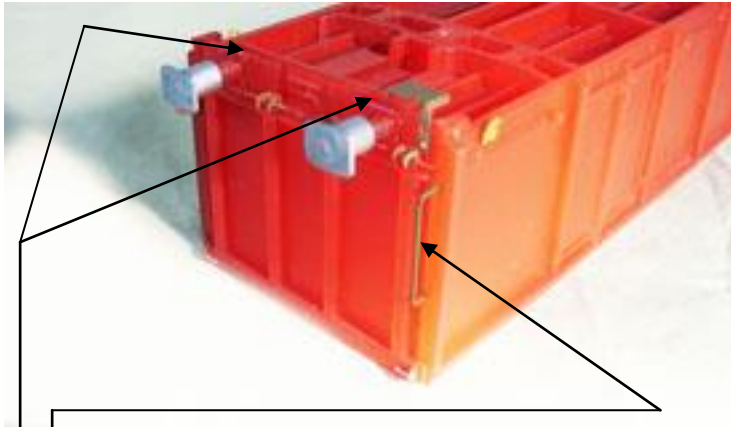


● S: 1 x deurzekering (x2) / 1 x Tüerverriegelung (x2)




● K: 1 x rangeertrede (x2) / 1x Rangiertrepe (x2)


● K: 1 x deurzekering (x2) / 1 x Tüerverriegelung (x2)




- K: 1x lange handgreep (x2) / 1x lange Handgriffe (x2)
- K: 2x rangeergrepen (x2) / 2x Rangiergriffe (x2)




- K: 1x ontluchtingssteen (x2) / 1x Entluftungsstütze (x2)




- K: 1x remventiel / 1x Bremsventiel
- K: 1x remcylinder / 1x Bremscylinder




- K: 1x remslang (x2) / 1 x Bremsschlauch (x2)
- K: 2x trekhaak (x2) / 2x Seilhaken (x2)



- K: 1x remschakelaar (x2) / 1x Bremsschalter (x2)
- K: 1x remhefboom / 1x Bremshebel




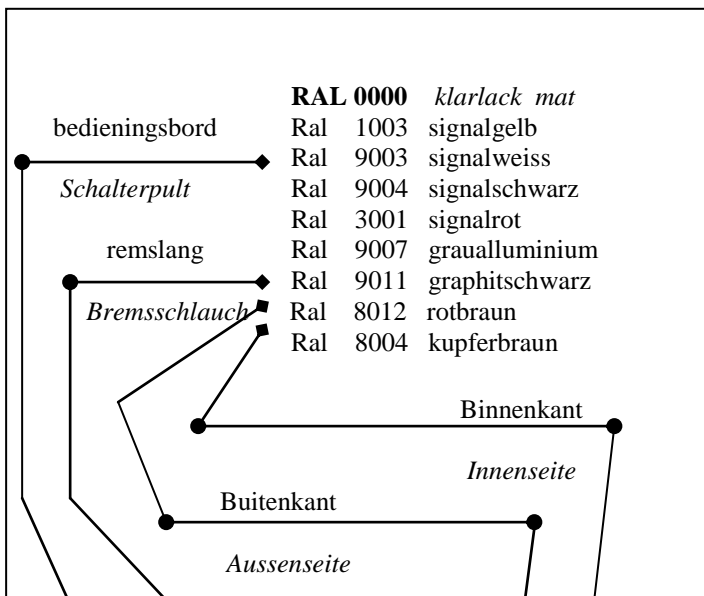
- U: 1 x documentenkast (x2) / 1 x Zettelkasten (x2)
- U: 1 x klepsluiting (x2) / 1 x Klappenverriegelung (x1)



- K: 1 x klepsluiting (x2) / 1 x Klappenverriegelung (x1)
- K: 1 x documentenkast (x2) / 1 x Zettelkasten (x2)



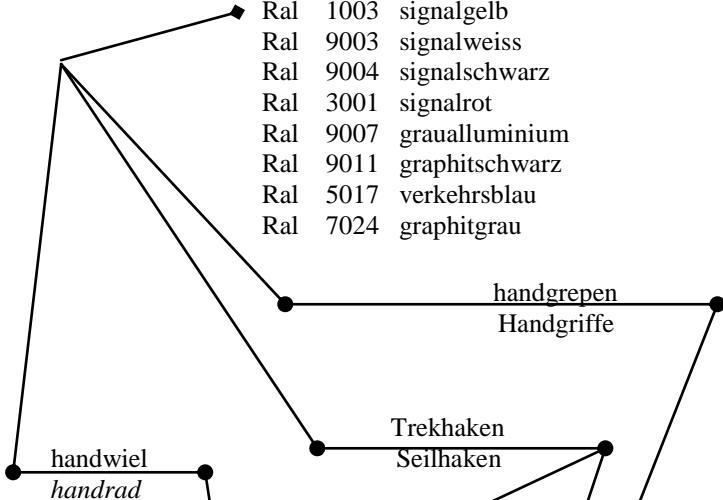
- Pa: algemene grondlaag / allgemeine Grundierung



V

RAL 0000 klarlack mat

- Ral 1003 signalgelb
- Ral 9003 signalweiss
- Ral 9004 signalschwarz
- Ral 3001 signalrot
- Ral 9007 graualluminium
- Ral 9011 graphitschwarz
- Ral 5017 verkehrsblau
- Ral 7024 graphitgrau



V

RAL 0000 klarlack mat

Ral 1003 signalgelb

Ral 9003 signalweiss

Ral 9004 signalschwarz


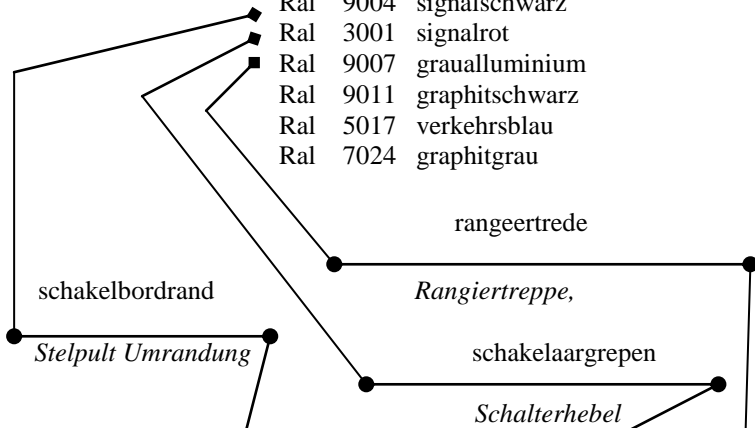
Ral 3001 signalrot

Ral 9007 graualluminium


Ral 9011 graphitschwarz

Ral 5017 verkehrsblau


Ral 7024 graphitgrau




V




U: ontluchtinshefboom op maat plooiën /
/ Entluftungshebel umbiegen auf Maß




K: ontluchtinshefboom / *Entluftungshebel*




● K: 4 remblokken per as (x4) / 4 Bremsklotze pro Radsatz (x4)




● Pa: algemene grondlaag (x2) / allgemeine Grundierung (x2)




● F: 2 x schroef per draaistel (x2) / 2 x Schraube pro Drehgestel (x2)




● V: Ral 9011 Graphitschwarz of / oder Ral 8004 Oxydebraun




- M: 2 x loopbus per as (x2x2) / 2xLaufbuchse pro Achse (x2x2)
- M: 2 x wielstel per draaistel (x2)/ 2 xRadsatz pro Drehgestel (x2)



- M: bufferbord met veer (x4) / Pufferteller mit Feder (x4)
- M: bufferbord met stift (x4) / Pufferteller mit Stift (x4)



● M: koppeling /veer /splitpen / *Kupplung/ Feder/ Splinthe*
 ● K : 1x draaistelring (x2) / *1x Unterlegscheibe (x2)*




● M: draaistel met grote schroef / *Drehgestelle mit große Schraube*



L



R



● K: 3 x Schakelaarsstangen / 3 x Schaltermasten



● C: Mat vernislaag / Klarlack schicht



Ready to Run

